





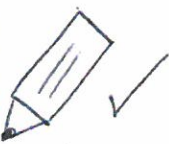









Writing Symbols

think it		say it		write it	
					
capital letter	full stop	finger space	question mark	exclamation mark	inverted commas
I, A	.		?	!	“ ”
start at the beginning of the line	hold your pencil correctly	form your letters correctly	keep your letters the same size	 write on the line	present your work neatly
			abcdefghijklmnop		
sound it out	order or sequence	spelling		use interesting words	make your sentences longer
	□ → □ → □	sp			<u>and</u> <u>so</u> <u>but</u>
 remember to always check your work carefully					